


COURSE TITLE: USING A VACATION PLANNING UNIT TO INTEGRATE ACROSS THE CURRICULUM

Instructor: Sonja VanSlambrouck


 Welcome				
WELCOME				
OUTCOME	ASSESSMENT	ACTIVITY	NYS STANDARDS Key ideas and Indicators	TIME IN MINUTES
<ul style="list-style-type: none"> Educators will understand the course objectives and final project 		Read “Course Outline” as posted		10 minutes
<ul style="list-style-type: none"> Educators will be able to determine why they are interested in the course 	Post on discussion board	Respond to question, “What brings you here”		30 minutes
<ul style="list-style-type: none"> Educators will feel comfortable sharing ideas with one another 	Post on discussion board	Respond to outline with at least one comment/concern	ELA 4	15 minutes




Let's Get Started

YOUR COURSE				
OUTCOME	ASSESSMENT	ACTIVITY	NYS STANDARDS Key ideas and Indicators	TIME IN MINUTES
<ul style="list-style-type: none"> Educators will understand Gardner's theory on learning styles and how it can work with technology 	Post comments on discussion board	Read and comment on the following article http://edweb.sdsu.edu/courses/edtec596r/students/Rosen/Rosen.html	ELA 1	60 minutes
<ul style="list-style-type: none"> Educators will be able to generate a list of activities to coordinate with each of the learning styles 	Post on Introduction board	Create a table on a word document listing each of the learning style and an example in class activity for each	MST 5 ELA 1	30 minutes

<ul style="list-style-type: none"> Educators will be able to successfully enter text, files and graphics into a Power Point document 	<p>Post on Introduction board</p>	<p>Create a three slide power point presentation telling us a little about yourself. Be sure to include a slide for</p> <ul style="list-style-type: none"> Your professional life Your personal life Your hobbies Your learning and teaching style 	<p>MST 5</p>	<p>80 minutes</p>
<ul style="list-style-type: none"> Educators will be able to gather background information for students' use through internet, community, and library resources 	<p>Post on Background Search</p>	<p>Do a web based search for sites providing travel information. Generate a Word document listing links for these sites</p>	<p>ELA 1 MST 2</p>	<p>120 minutes</p>
<ul style="list-style-type: none"> Educators will be able to discuss ideas with others 	<p>Post on discussion board</p>	<p>Give a response regarding your experience searching the web</p>	<p>ELA 4</p>	<p>15 minutes</p>

<ul style="list-style-type: none"> • Educators will be able to develop a travel activity appropriate to their students' age and learning level 	<p>Post on Show us Your Stuff</p>	<p>Post a proposal for an interdisciplinary activity using multiple learning styles. Be sure to include a budget to follow, history of the location, maps, descriptions of activities</p>	<p>ELA 4 MST 7 SS 3 CD 2</p>	<p>120 minutes</p>
<ul style="list-style-type: none"> • Educators will be able to develop a rubric for assessment of student work 	<p>Post on Show us Your Stuff</p>	<p>Generate a four point rubric for scoring</p>		<p>60 minutes</p>
<ul style="list-style-type: none"> • Educators will be able to discuss ideas with others 	<p>Post on Discussion board</p>	<p>Give a response regarding someone's proposal</p>	<p>ELA 4</p>	<p>15 minutes</p>
<ul style="list-style-type: none"> • Educators will be able to create an example project for presentation to students. Example should include all required expectations 	<p>Post on Show us Your Stuff</p>	<p>Create a sample power point presentation fulfilling your requirements for the project</p>	<p>MST 5 MST 7</p>	<p>120 minutes</p>

<ul style="list-style-type: none"> Educators will be able to discuss ideas with others 	Post on Discussion board	Give a response regarding someone's rubric	ELA 4	15 minutes
 Now we go live				
<ul style="list-style-type: none"> Educators will be able to instruct students in the use of power point or draw upon their former knowledge of the program 		Use the designed project with the class instructing them on how to create a multidisciplinary presentation	ELA 4 MST 2	30 minutes
<ul style="list-style-type: none"> Educators will be able to discuss ideas with others 	Post on Discussion board	Give a response on your experience	ELA 4	15 minutes
<ul style="list-style-type: none"> Educators will guide students through the project 		Have the students give it a try	MST 2	120 minutes
<ul style="list-style-type: none"> Educators will be able to provide feedback to students 	Post on So, What do You Think	Give a response on your experience, what would you do differently?		15 minutes

<ul style="list-style-type: none">• Educators will be able to provide feedback to instructor	Post on So, What do You Think	Evaluate course		15 minutes
--	-------------------------------	-----------------	--	------------